

I hope you are all staying safe and warm. I am looking forward to seeing you all back at school soon. In the meantime, as well as your mini science presentation that was set yesterday, I have created a list of tasks that are linked to our next geography lesson.

We will be focusing on human features that define Europe, North America and South America. Human features are things in the environment that people have made or changed. They show how humans live, work, and use the land. Examples include towns, cities, roads, landmarks, houses and monuments. One well known human feature in Europe is the Eiffel Tower in Paris.

Thank you for supporting your child with their home learning. I hope they enjoy this opportunity to engage with the topic in a creative way.

If you have any questions please do not hesitate to contact me via the class email year5@foxhill.bradford.sch.uk.

Task one

Create a collage of famous European landmarks (e.g., Eiffel Tower, Colosseum, Big Ben). Write two facts about each one.

Task two

Design a flag representing the culture and features of a European country.






Task three

Pupils research and draw foods associated with European countries.

Task four

Write a paragraph planning a trip around North America. Where would you go? Which human features would you like to see and why?

Task five

Investigating 		
<p>Look at these images taken in the Amazon rainforest. List the human features. What impact do you think humans are having on the Amazon rainforest?</p>		
		

Additional learning resources

Oak National Academy

Purple Mash

TTRS (KS2 competition has now begun!)